

SAFETY-DELUXE DIAGNOSTIC AND PROCEDURAL TRAYS



QUALITY. PROTECTION. VALUE. BUSSE'S NEW SAFETY-DELUXE LINE HAS SOMETHING FOR EVERYONE.

In today's healthcare environment, procedural safety compliance is not only emphasized, it's mandated. While performance is still key, sharps protection and procedural quality control safeguards have a greater presence in procedural trays than ever before. Increased safety has a price. Busse has a solution.

busse
Hospital Disposables



Busse Safety-Deluxe Diagnostic Trays are compliance-ready, helping to improve infection control in patients, while delivering bottom-line value.

THIS IS WHAT HEALTHCARE ORGANIZATIONS ARE SAYING ABOUT PROCEDURAL TRAY SAFETY...

MEDICAL ERROR REDUCTION

THE JOINT COMMISSION.

2006 National Patient Safety Goals: Whether working on or off the sterile field, it is recommended that all medications, medication containers, or other solutions be labeled¹.

2003 National Patient Safety Goals: It is recommended to conduct a final verification process to confirm the correct patient, procedure and site using active not passive communication techniques in order to adhere to a universal protocol to eliminate wrong site, procedure or surgery, including, "Time Out" immediately before starting any surgical or invasive procedure².

BUSSE SAFETY-DELUXE FEATURES

▶ Medication Labels & Fine Tip Marker, ▶ Time Out Label.

SHARPS SAFETY

CENTERS FOR DISEASE CONTROL AND PREVENTION (CDC)

The CDC estimates that an average of 1,000 sharps injuries per day are sustained by hospital-based healthcare personnel, totaling an annual amount of 385,000 needlesticks and other sharps-related injuries³.

NATIONAL INSTITUTE FOR OCCUPATIONAL SAFETY AND HEALTH (NIOSH)

Sharps disposal containers and needles or other devices with an integrated engineered sharps injury prevention feature should be a part of any sharps injury prevention protocol⁴.

OCCUPATIONAL SAFETY AND HEALTH ADMINISTRATION (OSHA)

To help eliminate or reduce exposure to bloodborne pathogens, a 2001 revision to Bloodborne Pathogens & Needlestick Prevention Standards recommends safer needle devices that reflect technology changes⁵.

INTERNATIONAL SHARPS INJURY PREVENTION SOCIETY (ISIPS)

Promote modified sharps, as well as alternative products that actually eliminate the sharp — as part of service and product initiatives that encompasses the full category of safety products⁶.

BUSSE SAFETY-DELUXE FEATURES

▶ BD SafetyGlide™ Needle, ▶ Safety Scalpel, ▶ Filter Straw®, ▶ Point Lok®, NeedleWISE® and Saf-T-Cube.

INFECTION PREVENTION

INSTITUTE FOR HEALTHCARE IMPROVEMENT (IHI)

An important goal of the IHI Protecting 5 Million Lives From Harm campaign is to implement a set of five interventions known as the "Central Line Bundle" to help prevent CRBSIs. One of these is Maximal Barrier Precautions. Another is the application of chlorhexidine skin antisepsis⁷.

CENTERS FOR DISEASE CONTROL AND PREVENTION (CDC)

"In the United States, povidone iodine has been the most widely used antiseptic for cleansing arterial catheter and CVC insertion sites. However, in one study, preparation of central venous and arterial sites with a 2% aqueous chlorhexidine gluconate lowered BSI rates compared with site preparation with 10% povidone-iodine or 70% alcohol." In addition, the use of cap, mask, sterile gown, sterile gloves, and large sterile drape (Maximum Sterile Barrier Precautions) be employed during the insertion of CVCs to substantially reduce the incidence of CRBSI⁸.

BUSSE SAFETY-DELUXE FEATURES

▶ ChloraPrep® 3mL Applicator (Hi-Lite Orange™) ▶ Facial Protection.

THIS IS WHAT BUSSE IS DOING TO PROTECT CLINICIANS, PATIENTS AND HOSPITAL PROTOCOLS

Busse's Safety-Deluxe Diagnostic Tray line will dramatically reduce clinical error, patient infection ... and cost significantly less than leading competitor's products.

1

The Facial Protection Mask helps its wearer meet facial barrier precaution compliance as it protects the patient. Pleated, with secure ear loops, it is comfortable-fitting, without any distracting pressure points. Easy on and off.



2

The BD SafetyGlide™ Needle with BD Activation-Assist™ technology can prevent needlesticks by immediately shielding the tip of the needle after injection. It allows single-handed operation that is safe, quick and easy.



3

Medication Labels with Fine-Tip Marker enable identification of medicine cups, basins and syringes.

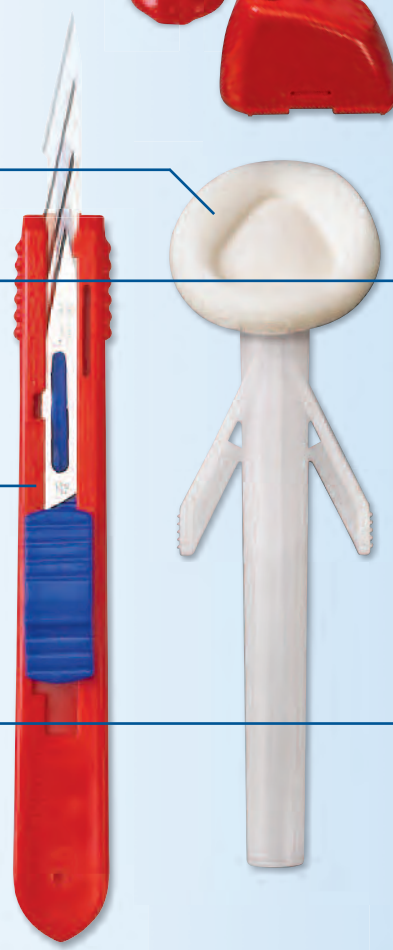
4

The Point Lok®, NeedleVISE™ and Saf-T-Cube sharps securing devices grasp and encase contaminated needles. They are ideal where integrated sharps protection is not possible, as with spinal, bone marrow or biopsy needles.




5

ChloraPrep® 3mL Applicator (Hi-Lite Orange™) is a tenacious, rapid-acting, broad-spectrum preoperative skin preparation in a single-use sterile applicator, helping reduce site infection risk. The orange tint clearly marks the prepped area on the skin.



6

The Filter Straw® allows access to ampuled medication and filters out any glass particulates.



7

Disposable Safety Scalpels feature stainless-steel blades, and are ergonomically designed for intuitive use by a clinician. Simple, one-handed activation and protection, before and after use, ensure performance and safety.

8

The Time Out Label is specifically designed for accurate verification and announcement of "Correct Patient", "Correct Site", and "Correct Procedure." Its adhesive backing allows a completed label to be placed in a patient's chart for accurate recordkeeping.



SAFETY-DELUXE LUMBAR PUNCTURE TRAYS

Trays contain all the components for accurately measuring cerebrospinal fluid pressure and aspirating CSF from the subarachnoid space.

Cat. No. 974

Adult Lumbar Puncture Tray
Pkg. 10 per case

Tray Contents

- One multi-compartment tray with prep well
- One 20g x 3-1/2" spinal needle
- One 2-piece 550 mm manometer
- One 3-way stopcock
- One 5" extension set
- Four 10mL specimen vials, prenumbered, with caps and patient I.D. labels
- One 5mL ampule 1% Lidocaine Hydrochloride, USP
- One 5cc Luer lock syringe
- One fenestrated drape with adhesive strip
- One towel
- Three gauze pads

- One needle foam stop
- One PVP triple swabstick
- Three sponge sticks
- One bandage
- One CSR wrap

Safety Items

- One 25g x 1" BD SafetyGlide™ Needle
- One 22g x 1-1/2" BD SafetyGlide™ Needle
- One ear loop mask
- One Filter Straw®
- One fine tip marker
- Two Point-Lok® needle retention safety devices
- One Time Out label
- One set of 10 Universal Medication labels




Filter Straw®



BD SafetyGlide™ Needle



Ear Loop Mask



Point-Lok® needle retention safety device



Tray Contents

- One multi-compartment tray with prep well
- One 22g x 3-1/2" spinal needle
- One 2-piece 550 mm manometer
- One 3-way stopcock
- One 5" extension set
- Four 10mL specimen vials, prenumbered, with caps and patient I.D. labels
- One 5mL ampule 1% Lidocaine Hydrochloride, USP
- One 5cc Luer lock syringe

- One fenestrated drape with adhesive strip
- One towel
- Three gauze pads
- One needle foam stop
- One PVP triple swabstick
- Three sponge sticks
- One bandage
- One CSR wrap

Cat. No. 975

Adult Lumbar Puncture Tray
Pkg. 10 per case

Safety Items

- One 25g x 1" BD SafetyGlide™ Needle
- One 22g x 1-1/2" BD SafetyGlide™ Needle
- One ear loop mask
- One Filter Straw®
- One fine tip marker
- Two Point-Lok® needle retention safety devices
- One Time Out label
- One set of 10 Universal Medication labels

SAFETY-DELUXE AMNIOCENTESIS TRAY

Each tray includes all the components necessary to safely sample amniotic fluid, with additional safety compliance protocol enhancements, such as engineered sharps protection.



Cat. No. 976
Amniocentesis Tray
Pkg. 10 per case

Tray Contents

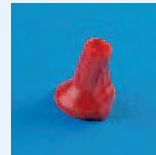
- One multi-compartment tray with prep well
- One 20g x 3-1/2" spinal needle
- One 6" ruler
- Three 10mL amber specimen vials, prenumbered, with caps and patient I.D. labels
- One 5mL ampule 1% Lidocaine Hydrochloride, USP
- One 5cc Luer lock syringe
- One 20cc Luer lock syringe
- One fenestrated drape with adhesive strip
- One towel
- Three gauze pads
- One needle foam stop
- Three sponge sticks
- One bandage
- One CSR wrap

Safety Items

- One 25g x 1" BD SafetyGlide™ Needle
- One 22g x 1-1/2" BD SafetyGlide™ Needle
- One ear loop mask
- One Filter Straw®
- One fine tip marker
- Two Point-Lok® needle retention safety devices
- One 3mL ChloraPrep® Applicator Hi-Lite Orange™
- One Time Out label
- One set of 10 Universal Medication labels



ChloraPrep®
Applicator Hi-Lite
Orange™



Point-Lok®
needle retention
safety device

SAFETY-DELUXE BASIC SOFT TISSUE BIOPSY TRAY

This tray contains all of the common components required for safe skin preparation and handling of the aspirated sample. It is packed without a needle, so that practitioners may select one of their choice.

Cat. No. 977
Basic Soft Tissue Biopsy Tray
Pkg. 10 per case



#11 safety scalpel



BD SafetyGlide™
Needle



Tray Contents

- One multi-compartment tray with prep well
- One 6" ruler
- One 10mL specimen vial, prenumbered, with cap and patient I.D. label
- Two 5mL ampules 1% Lidocaine Hydrochloride, USP
- Two 10cc Luer lock syringes
- One fenestrated drape with adhesive strip
- Two towels
- Ten gauze pads
- One needle foam stop
- One bandage
- One alcohol prep pad
- Ten frosted microscope slides
- One CSR wrap

Safety Items

- One 25g x 1" BD SafetyGlide™ Needle
- One 22g x 1-1/2" BD SafetyGlide™ Needle
- One ear loop mask
- One Filter Straw®
- One fine tip marker
- One Point-Lok® needle retention safety device
- One NeedleVISE® needle retention safety device
- One 3mL ChloraPrep® Applicator Hi-Lite Orange™
- One Time Out label
- One #11 safety scalpel
- One set of 10 Universal Medication labels

busse
Hospital Disposables

ANY BUSSE TRAY CAN BE CUSTOM MADE TO YOUR SP

SAFETY-DELUXE MYELOGRAM TRAY

Included are all the necessary components to safely sample cerebrospinal fluid (CSF) and the injection of water-based contrast media.
(Not for use with oil-based media.)

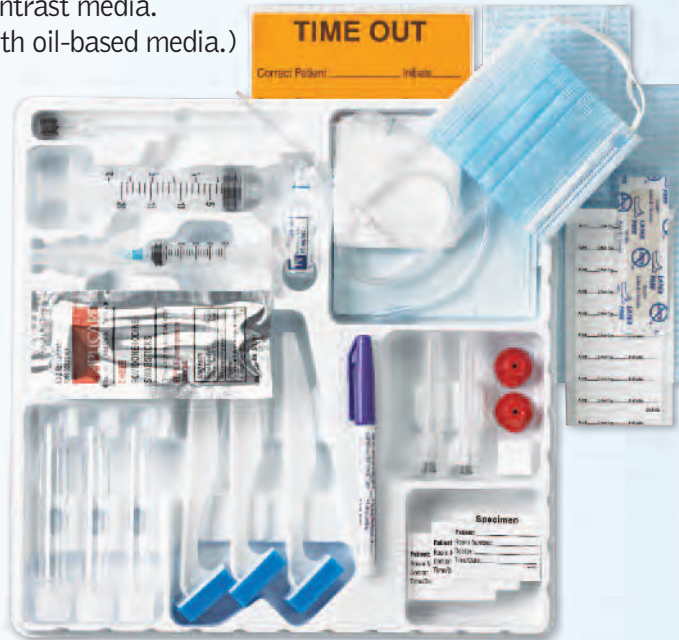
Cat. No. 978
Myelogram Tray
Pkg. 10 per case



Filter Straw®



BD SafetyGlide™ Needle



Tray Contents

- One multi-compartment tray with prep well
- One 22g x 3-1/2" spinal needle
- One 5" extension set
- One 20" extension set
- Three 10mL specimen vials, prenumbered, with caps and patient I.D. labels
- One 5mL ampule 1% Lidocaine Hydrochloride, USP
- One 5cc Luer lock syringe
- One 20cc Luer lock syringe
- One fenestrated drape with adhesive strip
- One towel
- Three gauze pads
- One needle foam stop
- One PVP triple swabstick

- Three sponge sticks
 - One bandage
 - One CSR wrap
- ### Safety Items
- One 25g x 1" BD SafetyGlide™ Needle
 - One 22g x 1-1/2" BD SafetyGlide™ Needle
 - One 18g x 1-1/2" BD SafetyGlide™ Needle
 - One ear loop mask
 - One Filter Straw®
 - One fine tip marker
 - Two Point-Lok® needle retention safety devices
 - One Time Out label
 - One set of 10 Universal Medication labels

SAFETY-DELUXE ARTHROGRAM TRAY

All the necessary components required for successful single and double contrast arthrography procedures.



Cat. No. 979
Arthrogram Tray
Pkg. 10 per case

Tray Contents

- One multi-compartment tray with prep well
- One 20" extension set
- One 5mL ampule 1% Lidocaine Hydrochloride, USP
- Two 10cc Luer lock syringes
- One 60cc Luer lock syringe
- One fenestrated drape with adhesive strip
- One towel

- Three gauze pads
- One needle foam stop
- Three sponge sticks
- One bandage
- One CSR wrap

Safety Items

- One 25g x 1" BD SafetyGlide™ Needle
- One 22g x 1-1/2" BD SafetyGlide™ Needle
- One 18g x 1-1/2" BD SafetyGlide™ Needle
- One ear loop mask
- One Filter Straw®
- One fine tip marker
- One 3mL ChloraPrep® Applicator Hi-Lite Orange™
- One Time Out label
- One set of 10 Universal Medication labels



ChloraPrep® Applicator Hi-Lite Orange™



BD SafetyGlide™ Needle



Ear Loop Mask



Tray Contents

- Two multi-compartment trays
- One PVP triple swabstick
- One 5mL ampule 1% Lidocaine Hydrochloride, USP
- One 5cc Luer lock syringe
- One 20cc Luer lock syringe
- One towel
- One fenestrated drape with adhesive strip
- One bandage
- One 11g x 4" J-style bone marrow biopsy needle with cap, extractor and guide
- One Luer lock adapter
- Two specimen tubes containing edetate (EDTA) potassium
- Ten frosted microscope slides
- One amber specimen vial with cap

- One stirring rod
 - Five gauze pads
 - One patient I.D. label
 - One CSR wrap
- ### Safety Items
- One 25g x 1" BD SafetyGlide™ needle
 - One 22g x 1-1/2" BD SafetyGlide™ needle
 - One safety scalpel
 - One Filter Straw®
 - One Time Out label
 - One Saf-T-Cube
 - One skin marker
 - One ear loop mask
 - One set of 10 Universal Medication labels

SAFETY-DELUXE BONE MARROW BIOPSY / ASPIRATION TRAYS

Packaged in popular double-deck presentations, contents include all the precision instruments required for complete skin preparation and safe bone marrow sample collection. These trays offer the option of two needle styles, both our J-style needle and I-style needle.



Cat. No. 985

Bone Marrow Biopsy/Aspiration Trays
Pkg. 10 per case

Tray Contents


- Two multi-compartment trays
- One PVP triple swabstick
- One 5mL ampule 1% Lidocaine Hydrochloride, USP
- One 5cc Luer lock syringe
- One 20cc Luer lock syringe
- One towel
- One fenestrated drape with adhesive strip
- One bandage

- One 11g x 4" J-style bone marrow biopsy needle with cap, extractor and guide
- One 15g I-style aspiration needle, adjustable from 3/8" to 1-7/8"
- One Luer lock adapter
- Two specimen tubes containing edetate (EDTA) potassium
- Ten frosted microscope slides
- One amber specimen vial with cap
- One stirring rod

- Five gauze pads
- One patient I.D. label
- One CSR wrap

Safety Items

- One 25g x 1" BD SafetyGlide needle
- One 22g x 1-1/2" BD SafetyGlide needle
- One safety scalpel
- One Filter Straw®
- One Time Out label
- Two Saf-T-Cubes
- One skin marker
- One ear loop mask
- One set of 10 Universal Medication labels



Marker and Time Out Label



Ear Loop Mask



Marker and Medication Labels

Cat. No. 987

Bone Marrow Biopsy/Aspiration Trays
Pkg. 10 per case



Tray Contents

- Two multi-compartment trays
- One PVP triple swabstick
- One 5mL ampule 1% Lidocaine Hydrochloride, USP
- One 5cc Luer lock syringe
- One 20cc Luer lock syringe
- One towel
- One fenestrated drape with adhesive strip
- One bandage
- One 11g x 4", J-style bone marrow biopsy needle, with cap, extractor and guide
- One 15g, I-style aspiration needle, adjustable from 3/8" to 1-7/8"

- One Luer lock adapter
- Eight gauze pads
- One CSR wrap

Safety Items

- One 25g x 1" BD SafetyGlide needle
- One 22g x 1-1/2" BD SafetyGlide needle
- One safety scalpel
- One Filter Straw®
- One Time Out label
- Two Saf-T-Cubes
- One skin marker
- One ear loop mask
- One set of 10 Universal Medication labels

STANDARD DIAGNOSTIC PROCEDURE TRAYS



Our Standard Diagnostic Procedure Trays are still available. Busse Diagnostic Procedure Trays are configured with quality, high performance, precision components designed for successful procedural outcomes. Request a Diagnostic Procedure Trays brochure at http://www.busseinc.com/busse_literature.php.

References

1. Joint Commission on the Accreditation of Healthcare Organizations. 2006 Critical Access Hospital and Hospital National Patient Safety Goals. Available at: http://www.jointcommission.org/GeneralPublic/NPSG/06_npsg_cah.html. Accessed August 31, 2010.
2. Joint Commission on the Accreditation of Healthcare Organizations. 2003 National Patient Safety Goals. Implementation Expectations for Time Out PDF. Available at: <http://www.jcrinc.com/Time-Out-for-Patient-Safety/>. Accessed August 31, 2010.
3. Centers for Disease Control & Prevention. Workbook for Designing, Implementing, and Evaluating a Sharps Injury Prevention Program. Available at: <http://www.cdc.gov/sharpssafety/index.html>. Accessed August 31, 2010.
4. National Institute for Occupational Safety and Health. Workbook for Designing, Implementing, and Evaluating a Sharps Injury Prevention Program. Available at: http://www.cdc.gov/sharpssafety/pdf/sharpssworkbook_2008.pdf. Accessed August 31, 2010.
5. Occupational Safety and Health Administration. 2001 revision of Bloodborne Pathogens & Needlestick Prevention Standards. Bloodborne Pathogens and Needlestick Prevention OSHA Standards. Available at: <http://www.osha.gov/needlesticks/needlefact.html>. Accessed August 31, 2010.
6. International Sharps Injury Prevention Society. Guidelines for the Prevention of Intravascular Catheter-Related Infections. Available at: <http://www.cdc.gov/mmwr/preview/mmwrhtml/rr5110a1.htm>. Accessed August 31, 2010.
7. Institute for Healthcare Improvement. Protecting 5 Million Lives from Harm, Prevent Central Line-Associated Bloodstream Infections. One page summary download. Available at: <http://www.ihl.org/IHI/Programs/Campaign/CentralLineInfection.htm>. Accessed August 31, 2010.
8. CDC Guidelines for the Prevention of Intravascular Catheter-Related Infections. Available at: <http://www.cdc.gov/mmwr/preview/mmwrhtml/rr5110a1.htm>. Accessed August 31, 2010.

BD SafetyGlide™ is a trademark of Becton, Dickinson and Company.
Filter Straw® is a registered trademark of B. Braun.
NeedleVISE™ is a registered trademark of Atrion Medical Products Inc.
Point-Lok® is a registered trademark of Smiths Medical.
Pictures are meant for illustrative purposes only.

busse
Hospital Disposables

P.O. Box 11067
Hauppauge, NY 11788-0920
Tel: 800-645-6526 • Fax: 631-435-4721
www.busseinc.com • mail@busseinc.com

© 2010 Busse Hospital Disposables
Product specifications are subject to change.
E.O.E. - M/F/D/V
Safety-Deluxe Diagnostic and Procedural Trays