

Confidence • Compliance • Convenience

SAFETY DIAGNOSTIC & PROCEDURAL TRAYS

LUMBAR PUNCTURE

BONE MARROW BIOPSY/
ASPIRATION

AMNIOCENTESIS

BASIC SOFT TISSUE BIOPSY

MYELOGRAM

LACERATION

SUTURING

INCISION & DRAINAGE

busse

Hospital Disposables

P.O. Box 11067, Hauppauge, NY 11788-0920
800.645.6526 • Fax: 631.435.4721
www.busseinc.com • mail@busseinc.com

© 2005 Busse Hospital Disposables
E.O.E. - M/F/D/V
945

Product specifications may be subject to change.

BD™ is a trademark of Becton, Dickinson and Company, Franklin Lakes, NJ.

busse
Hospital Disposables

Safer Health Care & Better Business



More than 8 million health care workers in the United States work in hospitals and other health care settings. Estimates indicate that approximately 600,000 to 800,000 needle stick and other percutaneous injuries occur annually.*

The Occupational Safety and Health Administration (OSHA) 29CFR 1910 Code of Federal Regulations and The National Institute for Occupational Safety and Health (NIOSH) require that employers provide effective engineering controls in order to reduce the risk of injury from needle sticks and from other sharp medical instruments.

Busse is proud to provide diagnostic and procedural trays with the safety components that will help you comply with your facility's overall worker's safety program.



THE NIOSH/CDC RECOMMENDED CHARACTERISTICS FOR SAFETY DEVICES**

- THE SAFETY FEATURE IS AN INTEGRAL PART OF THE DEVICE.
- THE SAFETY FEATURE CAN BE ENGAGED WITH A SINGLE-HANDED TECHNIQUE.
- THE CLINICIAN'S HANDS REMAIN BEHIND THE EXPOSED SHARP.
- THE USER CAN EASILY TELL WHETHER THE SAFETY FEATURE IS ACTIVATED.

If you have specific safety requirements contact us at 1-800-645-6526 and we will be pleased to customize a safety tray to your exact specifications.



NEEDLE STICK BLOCK

- Foam cube within red plastic puncture-resistant container with adhesive backing
- May be used for all gauge needles including large gauge specialty needles
- Engaged with a single-handed technique
- Clinician's hands remain behind the exposed sharp



SAFETY NEEDLE

- Combination hypodermic needle and hinged protective sheath
- The safety feature can be engaged with a single-handed technique
- Clinician's hands remain behind the exposed sharp



BD™ SAFETY SCALPEL

- Quality stainless steel blades
- Engineered for safety and performance without compromising technique
- Simple single-handed activation and protection before and after use

* Occupational Safety and Health Administration (OSHA) 29CFR 1910 Code of Federal Regulations
 ** National Institute for Occupational Safety and Health (NIOSH), 1999.

ENGINEERED SHARPS PROTECTION COMPONENTS HELP PROMOTE END-USER SAFETY



Busse Safety Lumbar Puncture Trays with Engineered Sharps Protection Components

Busse Safety Bone Marrow Biopsy/Aspiration Trays with Engineered Sharps Protection Components

Components required for measuring cerebrospinal fluid pressure and aspirating CSF from the subarachnoid space.

- Engineered sharps protection components provided for safe sharps disposal.
- Ultrasharp spinal needles for smooth insertion and greater patient comfort.
- Precisely calibrated manometer with well defined markings for visual acuity; Luer slip fitting assures quick and leak-free connections.
- Pre-numbered vials for accurate specimen identification.






CONTENTS OF EACH OF THE BUSSE SAFETY LUMBAR PUNCTURE TRAYS

All trays are packed 10/case

COMMON components include:

- | | |
|--|---|
| One multi-compartment tray with prep well | One fenestrated drape with adhesive strip |
| One 3cc syringe with safety needle, 25g x 5/8" | One towel |
| One needle stick block | One Lidocaine Hydrochloride USP, 1%, 2ml with drug precaution sheet |
| Three sponge sticks | One CSR wrap |
| Three gauze pads | One bandage |

UNIQUE components include:

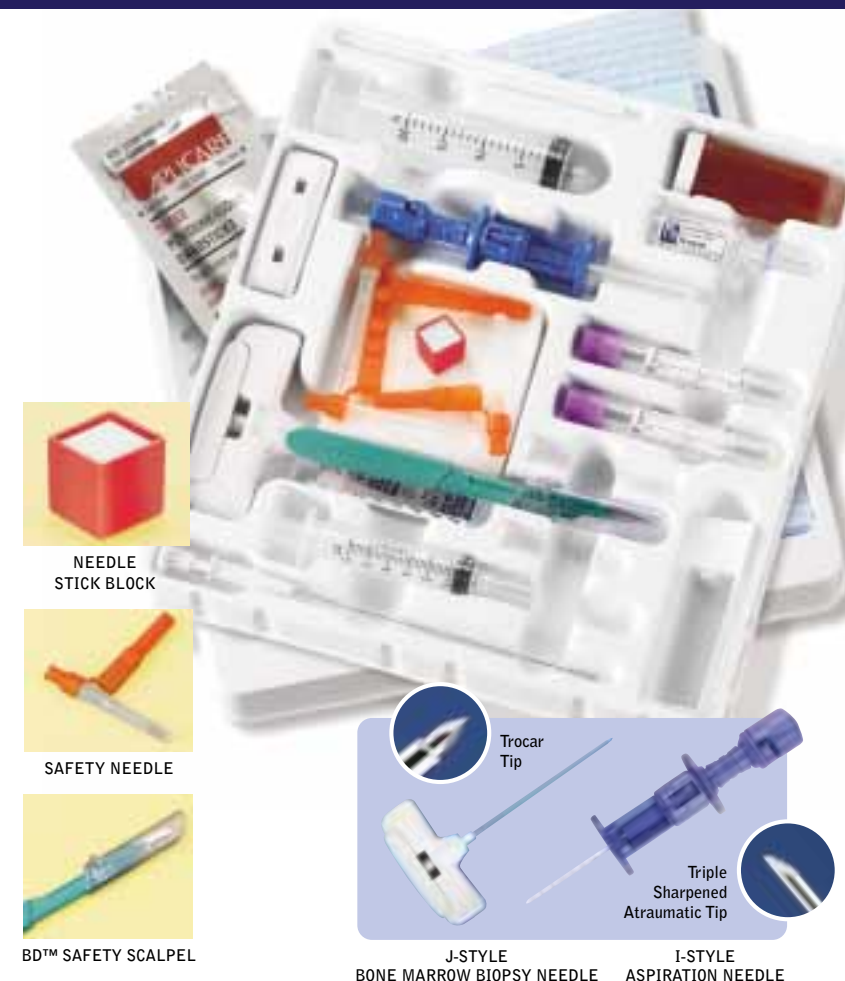
<p>CAT NO. 945 SAFETY PEDIATRIC/INFANT TRAY</p> <p>One spinal needle with stylet, 21g x 2-1/2" One piece manometer, 350mm One 5" extension tube One three-way stopcock Four specimen vials, pre-numbered, with caps, 10ml Four patient ID labels</p> 	<p>CAT NO. 946 SAFETY PEDIATRIC/INFANT TRAY</p> <p>One spinal needle with stylet, 22g x 1-1/2" Three specimen vials, pre-numbered, with caps, 10ml Three patient ID labels</p> 	<p>CAT NO. 947 SAFETY ADULT TRAY</p> <p>One spinal needle with stylet, 18g x 3-1/2" One safety needle, 22g x 1-1/2" Two piece manometer, 550mm One 5" extension tube One three-way stopcock Four specimen vials, pre-numbered, with caps, 10ml Four patient ID labels</p> 	<p>CAT NO. 948 SAFETY ADULT TRAY</p> <p>One spinal needle with stylet, 20g x 3-1/2" One safety needle, 22g x 1-1/2" Two piece manometer, 550mm One 5" extension tube One three-way stopcock Four specimen vials, pre-numbered, with caps, 10ml Four patient ID labels</p> 	<p>CAT NO. 949 SAFETY ADULT TRAY</p> <p>One spinal needle with stylet, 22g x 3-1/2" One safety needle, 22g x 1-1/2" Two piece manometer, 550mm One 5" extension tube One three-way stopcock Four specimen vials, pre-numbered, with caps, 10ml Four patient ID labels</p> 
--	--	---	---	---




NEEDLE STICK BLOCK



SAFETY NEEDLE



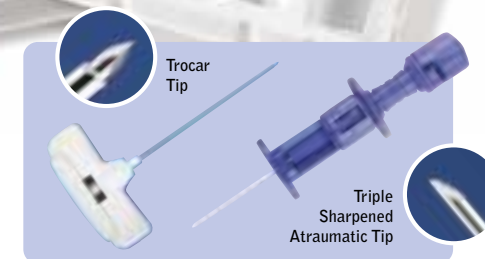
NEEDLE STICK BLOCK



SAFETY NEEDLE



BD™ SAFETY SCALPEL



J-STYLE BONE MARROW BIOPSY NEEDLE I-STYLE ASPIRATION NEEDLE

Components required for skin preparation and collection of bone marrow samples.

- Safety components provided for sharps protection.
- Trays are packaged in popular "double-deck" configurations.
- Offered with two needle styles: Our J-Style has a large ergonomic handle for greater torque and more positive needle control, with more comfort for patient and clinician. Our I-Style needle provides depth adjustment from 3/8" to 1-7/8".





CONTENTS OF EACH OF THE BUSSE SAFETY BONE MARROW BIOPSY/ASPIRATION TRAYS

All trays are packed 10/case

COMMON components include:

- | | |
|---|---|
| Two multi-compartment "double-deck" trays | One syringe, 6cc syringe with safety needle, 20g x 1-1/2" |
| One Luer Lock adapter | One Luer Lock syringe, 20cc |
| Three Povidone-Iodine swabsticks | One safety needle, 25g x 5/8" |
| One Lidocaine Hydrochloride USP, 1%, 5ml with drug precaution sheet | One safety needle, 21g x 1-1/2" |
| One safety scalpel | One bandage |
| | One CSR wrap |

UNIQUE components include:

<p>CAT NO. 952 With 11 Gauge x 4" Biopsy Needle and 15 Gauge Aspiration Needle <i>Adjustable from 3/8" to 1-7/8"</i></p> <p>One J-Style Bone Marrow Biopsy needle, 11g x 4" One I-Style Aspiration needle, 15g, adjustable from 3/8" to 1-7/8" Two specimen tubes containing edetate (EDTA) potassium Ten frosted microscope slides One amber specimen vial with cap One stirring rod One stylet with guide One extra cap Two foam needle stick blocks One towel One fenestrated drape with adhesive strip Five gauze pads One patient ID label</p> 	<p>CAT NO. 953 With 11 Gauge x 4" Biopsy Needle</p> <p>One J-Style Bone Marrow Biopsy needle, 11g x 4" Two specimen tubes containing edetate (EDTA) potassium Ten frosted microscope slides One amber specimen vial with cap One stirring rod One stylet with guide One extra cap One foam needle stick block One towel One fenestrated drape with adhesive strip Five gauze pads One patient ID label</p> 	<p>CAT NO. 954 With 11 Gauge x 4" Biopsy Needle and 15 Gauge Aspiration Needle <i>Adjustable from 3/8" to 1-7/8"</i></p> <p>One J-Style Bone Marrow Biopsy needle, 11g x 4" One I-Style Aspiration needle, 15g, adjustable from 3/8" to 1-7/8" One towel One fenestrated drape with adhesive strip One stylet with guide One extra cap Two foam needle stick blocks Eight gauze pads</p> 	<p>CAT NO. 955 With 15 Gauge Aspiration Needle <i>Adjustable from 3/8" to 1-7/8"</i></p> <p>One I-Style Aspiration needle, 15g, adjustable from 3/8" to 1-7/8" Two specimen tubes containing edetate (EDTA) potassium Ten frosted microscope slides One amber specimen vial with cap One stirring rod One foam needle stick block One towel One fenestrated drape with adhesive strip Five gauze pads One patient ID label</p> 
--	---	---	---

Busse Safety Amniocentesis, Basic Soft Tissue Biopsy and Myelogram Trays with Engineered Sharps Protection Components

SAFETY AMNIOCENTESIS TRAY

Components necessary to safely sample amniotic fluid with engineered sharps protection components.

- Ultra sharp 20g spinal needle facilitates depth positioning with etched centimeter marks along cannula.
- Pre-numbered amber vials protect light-sensitive samples.



CAT NO. 950 SAFETY AMNIOCENTESIS TRAY With 20 Gauge x 3-1/2" Spinal Needle

- One multi-compartment tray with prep well
- One spinal needle with stylet, 20g x 3-1/2"
- One Luer Lock syringe, 20cc
- One Luer Lock syringe, 6cc
- One safety needle, 25g x 5/8"
- One safety needle, 22g x 1-1/2"
- One needle stick block
- Three sponge sticks
- Three gauze pads
- Three amber specimen vials, pre-numbered, with caps, 10ml
- One fenestrated drape with adhesive strip
- One towel
- One Lidocaine Hydrochloride USP, 1%, 5ml with drug precaution sheet
- One ruler, 6"
- One CSR wrap
- One bandage
- Three patient ID labels

Packed 10/case

SAFETY BASIC SOFT TISSUE BIOPSY TRAY

Components required for skin preparation and handling of the aspirated sample with engineered sharps protection components.

- May be used during CT guided biopsies.
- Provided without needle to allow practitioner to use needle of their choice.



CAT NO. 951 SAFETY BASIC SOFT TISSUE BIOPSY TRAY Without Biopsy Needle

- One multi-compartment tray with prep well
- One Luer Lock syringe, 20cc
- One Luer Lock syringe, 6cc
- One 3cc syringe with safety needle, 25g x 5/8"
- One safety needle, 20g x 1-1/2"
- One safety needle, 22g x 1-1/2"
- Two sponge sticks
- Four gauze pads
- Six frosted microscope slides
- One safety scalpel
- Two specimen vials, pre-numbered, with caps, 10ml
- One fenestrated drape with adhesive strip
- Two towels
- One Lidocaine Hydrochloride USP, 1%, 5ml with drug precaution sheet
- One ruler, 6"
- One CSR wrap
- One bandage
- Two patient ID labels

Packed 10/case

SAFETY MYELOGRAM TRAY

Components necessary to safely sample cerebral spinal fluid and the injection of water-based contrast media (not for use with oil-based contrast media) with engineered sharps protection components.

- Ultra sharp 22g x 3-1/2" spinal needle.



CAT NO. 956 SAFETY MYELOGRAM TRAY With 22 Gauge x 3-1/2" Spinal Needle

- One multi-compartment tray with prep well
- One spinal needle with stylet, 22g x 3-1/2"
- One 5" extension tube
- One 20" extension tube
- Three specimen vials, pre-numbered, with caps, 10ml
- One Lidocaine Hydrochloride USP, 1%, 5ml with drug precaution sheet
- One Luer Lock syringe, 6cc with safety needle, 25g x 5/8"
- One Luer Lock syringe, 20cc
- One safety needle, 18g x 1-1/2"
- One safety needle, 22g x 1-1/2"
- One needle stick block
- One towel
- Three gauze pads
- Three sponge sticks
- One fenestrated drape with adhesive strip
- One CSR wrap
- One bandage
- Three patient ID labels

Packed 10/case

Busse Safety Laceration, Suturing and Incision & Drainage Trays with Engineered Sharps Protection Components



CAT NO. 546 SAFETY ER LACERATION TRAY

- One tray
- One CSR wrap
- Ten 4" x 4" gauze
- Five 2" x 2" gauze dressings
- One 18g x 1-1/2" safety needle
- One 27g x 1-1/2" needle
- One 25g x 5/8" safety needle
- One needle stick block
- One 10cc/12cc Luer Lock syringe
- Two medicine cups
- One needle holder
- One scissors
- One Mosquito hemostat
- One forceps
- One fenestrated drape
- Two towels

Packed 20 trays/carton



CAT NO. 549 SAFETY ER LACERATION TRAY

- One tray
- One CSR wrap
- Ten 4" x 4" gauze
- Five 2" x 2" gauze dressings
- One 18g x 1-1/2" safety needle
- One 27g x 1-1/2" needle
- One 25g x 5/8" safety needle
- One needle stick block
- One 10cc/12cc Luer Lock syringe
- Two medicine cups
- One needle holder
- One scissors
- One Mosquito hemostat
- One forceps
- One fenestrated drape
- Two towels

Packed 20 trays/carton



CAT NO. 558 SAFETY INCISION & DRAINAGE INSTRUMENT TRAY

- One polybag with twist tie
- One polylined fenestrated drape
- One polylined drape
- Two Iodophor PVP prep pads
- Four cotton filled sponges
- One safety scalpel (No. 11 blade)
- One Posi-Grip™ thumb forceps
- One straight Kelly Hemostat

Packed 20 trays/carton



CAT NO. 747 SUTURING TRAY

Tray is supplied without needles. Clinician may use safety components of their choice.

- One compartment tray
- One CSR wrap
- Eight 4" x 4" gauze
- Five 2" x 2" gauze dressings
- One absorbent towel
- One fenestrated towel
- One Adson tissue forceps
- One Iris scissors
- Two medicine cups
- One needle holder

Packed 20 trays/carton



CAT NO. 766 SAF-SHIELD™ IRRIGATION SPLASH GUARD

Fits all syringes – Luer Lock or Slip-Fit and the protective dome acts as a shield against splash back.

Packed 50/carton Sterile